

FlushMount22

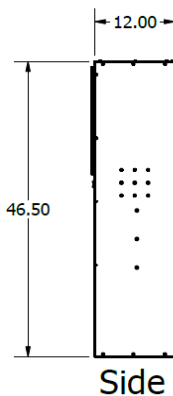
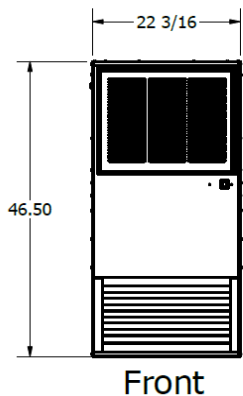
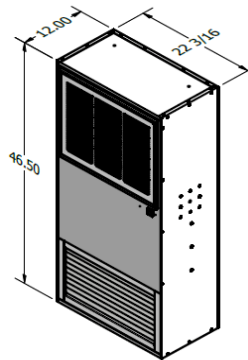
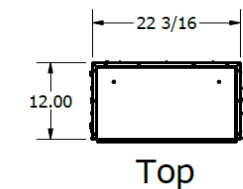
Commercial Air Purification System

The FlushMount22 goes where others can't. Available in 22" widths for 24" on-center framing requirements, it features a front panel door for easy filter maintenance.



Dimensions	Noise Level	Weight	CFM	Finish	Speeds
46.5" L x 23.3125" W x 12" H	5'- Low: 65 db High: 67db	85 lbs	850	White or Black*	Dual Speed
Horsepower	Volts	Watts	Amps	Misc.	
1/4 hp	120 V	504 W	4.2 A	*additional charge for black finish	

DIMENSIONAL DRAWINGS



STANDARD FILTERS

The FlushMount22 comes with a one-year supply of standard filters

- 12" Proprietary High Efficiency Filter
- Carbon Pads
- Pre-Filters

ADDITIONAL FILTERS

The following filters can be added to the FlushMount22 for additional filtering in highly saturated areas

- 6" Carbon V-Bank

